

FY 25 Budget Workshop #2

May 16, 2024

FY 25 Budget Workshops

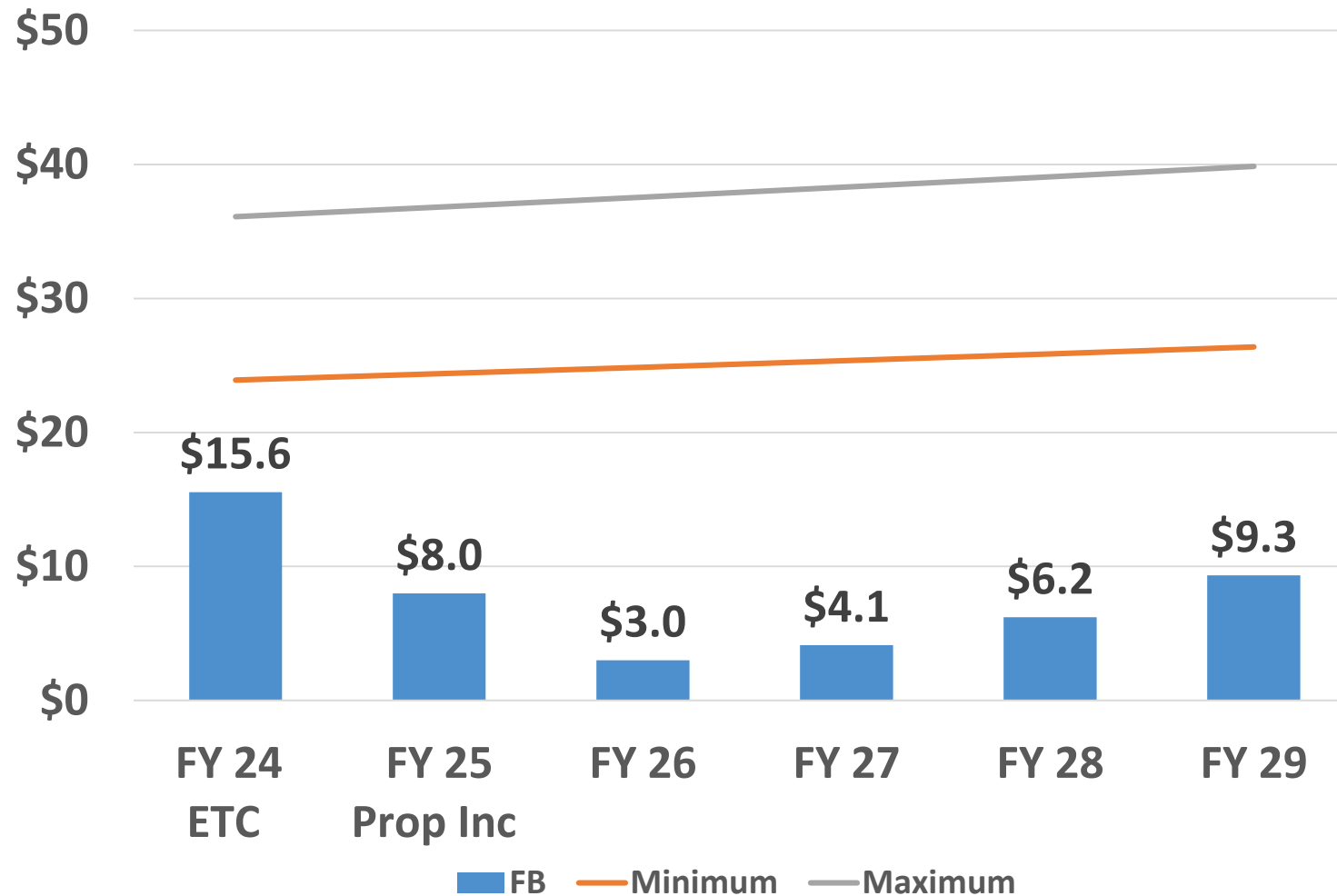
- May 2 –** Review FY 25 Water, Gas, and Sewer Fund Proposed Budgets, Projections, and Reserves
 - May 16 –** Review FY 25 Water, Gas, and Sewer Fund Proposed Budgets, Projections, Reserves, and Rates
 - June 6 –** Continue Review of FY 25 Proposed Budgets, Projections, Reserves, and Rates
- Board Adoption FY 25 Budget and Rates

Gas Fund

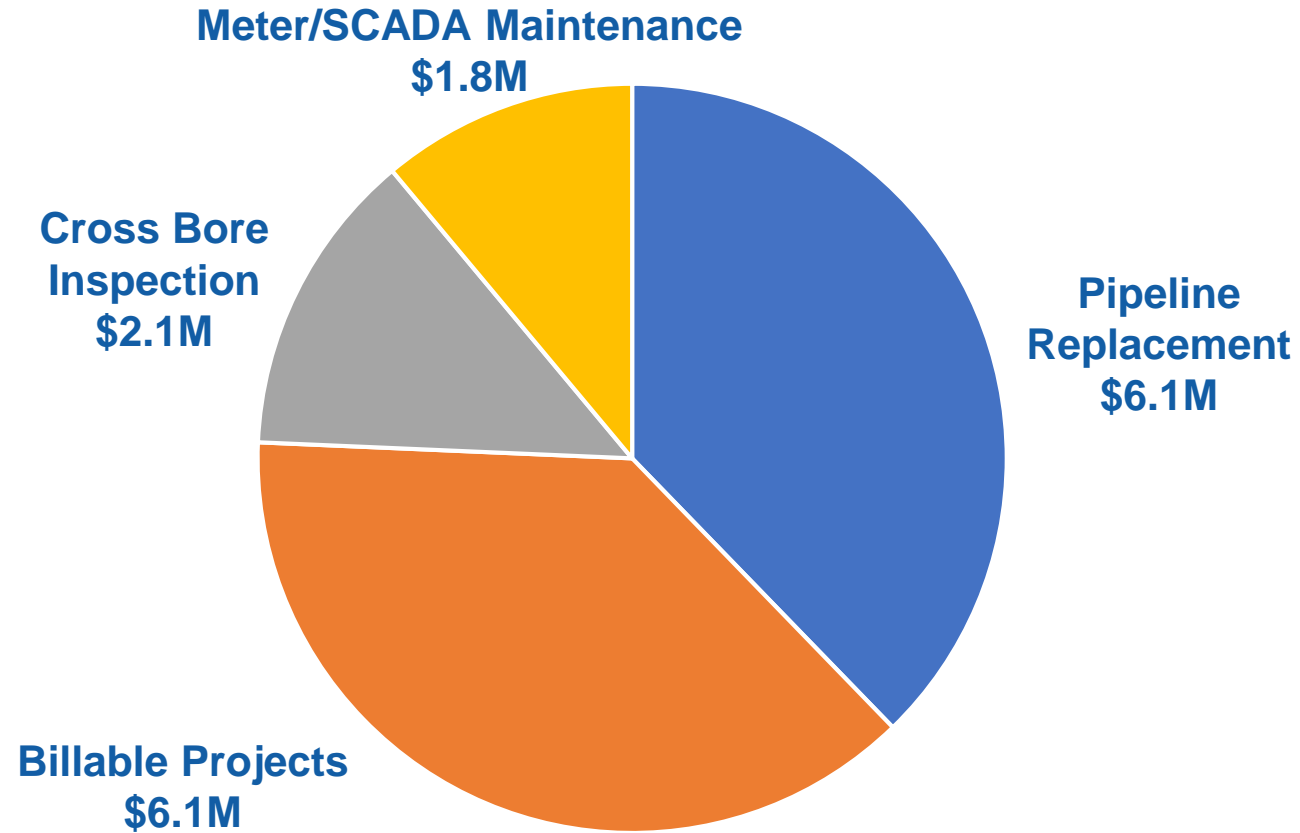
Proposed FY 25 Gas Fund Budget (\$000s)

	FY 24	FY 25	FY 25
	ETC	No Inc	Prop Inc
Total Expenditures	135,283	161,746	161,746
Total Revenues	128,230	151,184	157,184
Fund Balance Gain/(Loss)	(7,053)	(10,562)	(4,562)

Gas Fund Balance Projection



FY 25 Gas Fund CIP (\$16.1M)



Gas Fund CIP - Project Selection Factors

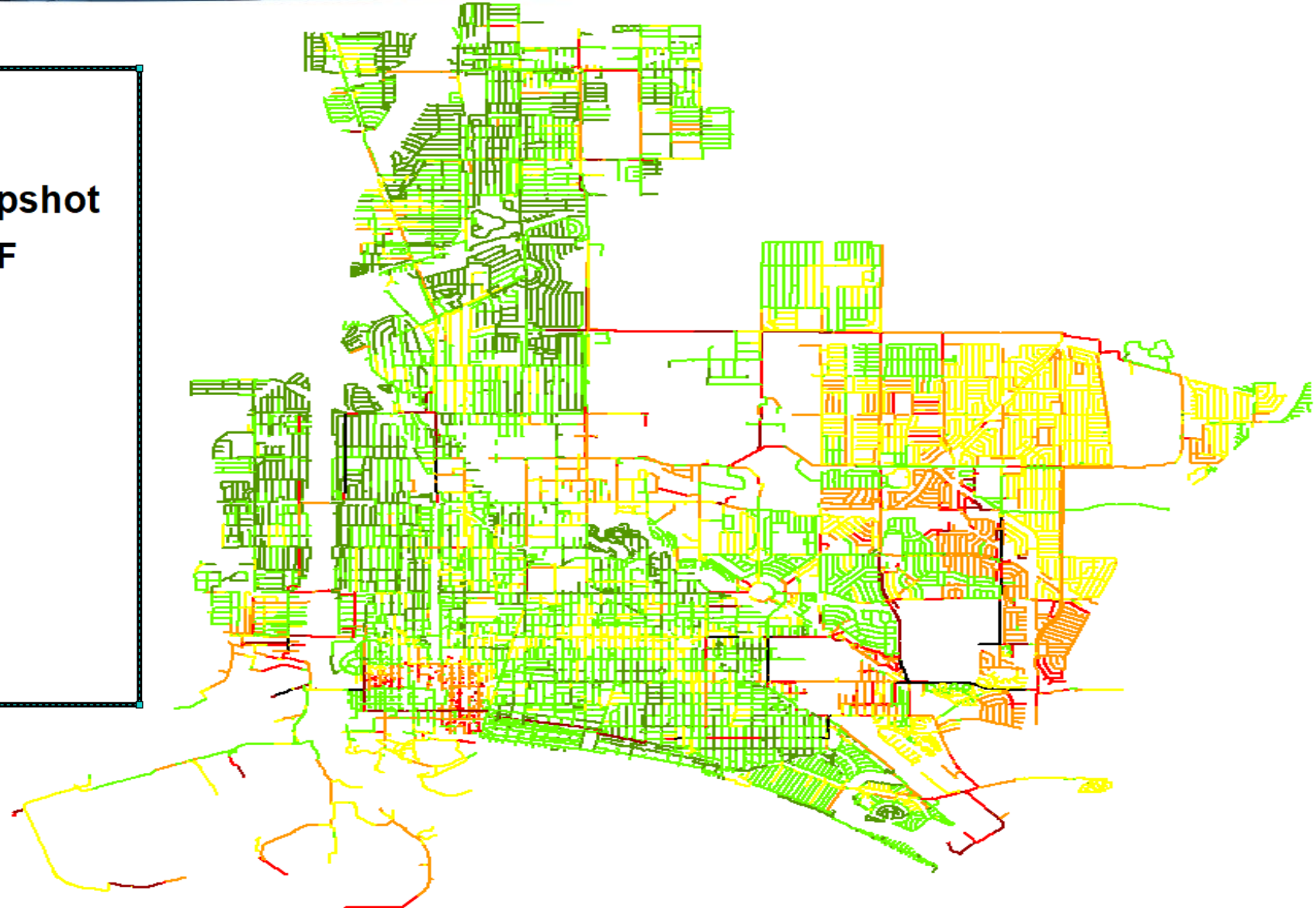
1. Leakage History of Gas Pipeline/Facilities
2. DOT-mandated Inspection Results
3. Special Projects
 - a) Sewer Cross-bore Inspections
 - b) Meter Replacement Program
4. DIMP Risk Scores
 - a) Risk Score = (Total Threat Score) x (Total Safety Score)

Gas Fund CIP - DIMP Risk Scoring Map


DIMP Risk Score

Jan 2023 GIS Snapshot

ThreatScore_X_SCF




Gas Fund CIP - Pipeline Replacement



Gas Fund CIP - Crossbore



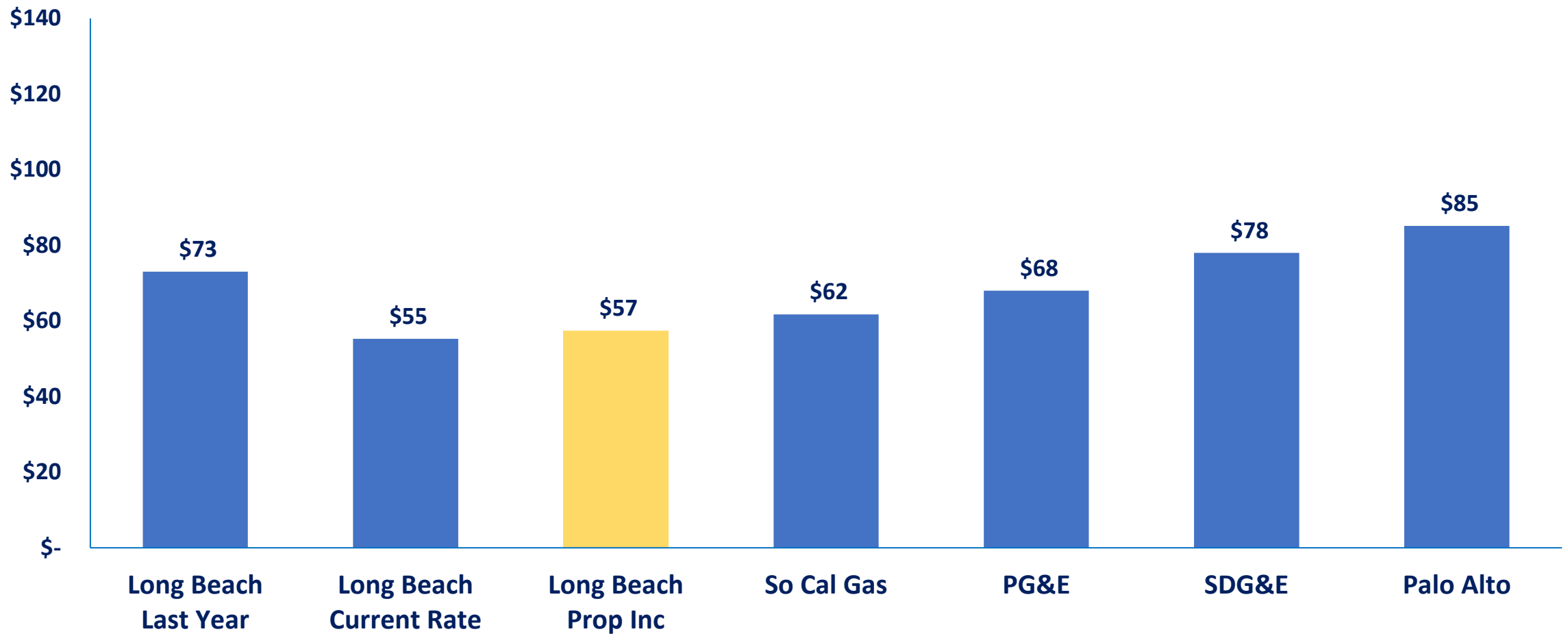
Gas Fund CIP - Pier B Rail



Proposed FY 25 Gas Rates - Residential

Rate Schedule	Current Rates		SCG	Proposed Rates		Additional Rev \$
Schedule 1 (Residential)						\$2.3M
Baseline	\$	0.7474	\$	0.7519	\$	0.7519
Non-Baseline	\$	1.0724	\$	1.1785	\$	1.1785

Average Gas Bill



Proposed FY 25 Gas Rates - Commercial

Rate Schedule	Current Rates		SCG	Proposed Rates		Additional Rev \$
Schedule 2 (Small Com and Ind)		\$	-			\$0.8M
Tier I	\$	0.7833	\$	0.9505	\$	0.9505
Tier II	\$	0.4271	\$	0.4851	\$	0.4851
Tier III	\$	0.1882	\$	0.1731	\$	0.1731
		\$	-			
Schedule 3 (Com and Ind)		\$	-			\$0.5M
Tier I	\$	0.7833	\$	0.9505	\$	0.9505
Tier II	\$	0.4271	\$	0.4851	\$	0.4851
Tier III	\$	0.1882	\$	0.1731	\$	0.1731
		\$	-			
Schedule 4 (Large Com and Ind)*		\$	-			\$0.5M
Tier I	\$	0.2561	\$	0.3512	\$	0.4012
Tier II	\$	0.1811	\$	0.2374	\$	0.2874
Tier III	\$	0.1331	\$	0.1646	\$	0.2146
Tier IV	\$	0.0988	\$	0.1126	\$	0.1626

* Includes a \$0.05 LBU brokerage fee

Proposed FY 25 Gas Rates - Elec Gen/Transport

Rate Schedule	Current Rates		SCG	Proposed Rates		Additional Rev \$
Schedule 7 (Elect Gen)		\$	-			\$1.1M
Under 3 Million Therms	\$	0.1760	\$	0.2505	\$	0.2505
Over 3 Million Therms	\$	0.0519	\$	0.1598	\$	0.1598
		\$	-			
Schedule 9 (Trans and Exchange)		\$	-			\$1.3M
Tier I	\$	0.1936	\$	0.3512	\$	0.3512
Tier II	\$	0.1186	\$	0.2374	\$	0.2374
Tier III	\$	0.0706	\$	0.1646	\$	0.1646
Tier IV	\$	0.0363	\$	0.1126	\$	0.1126

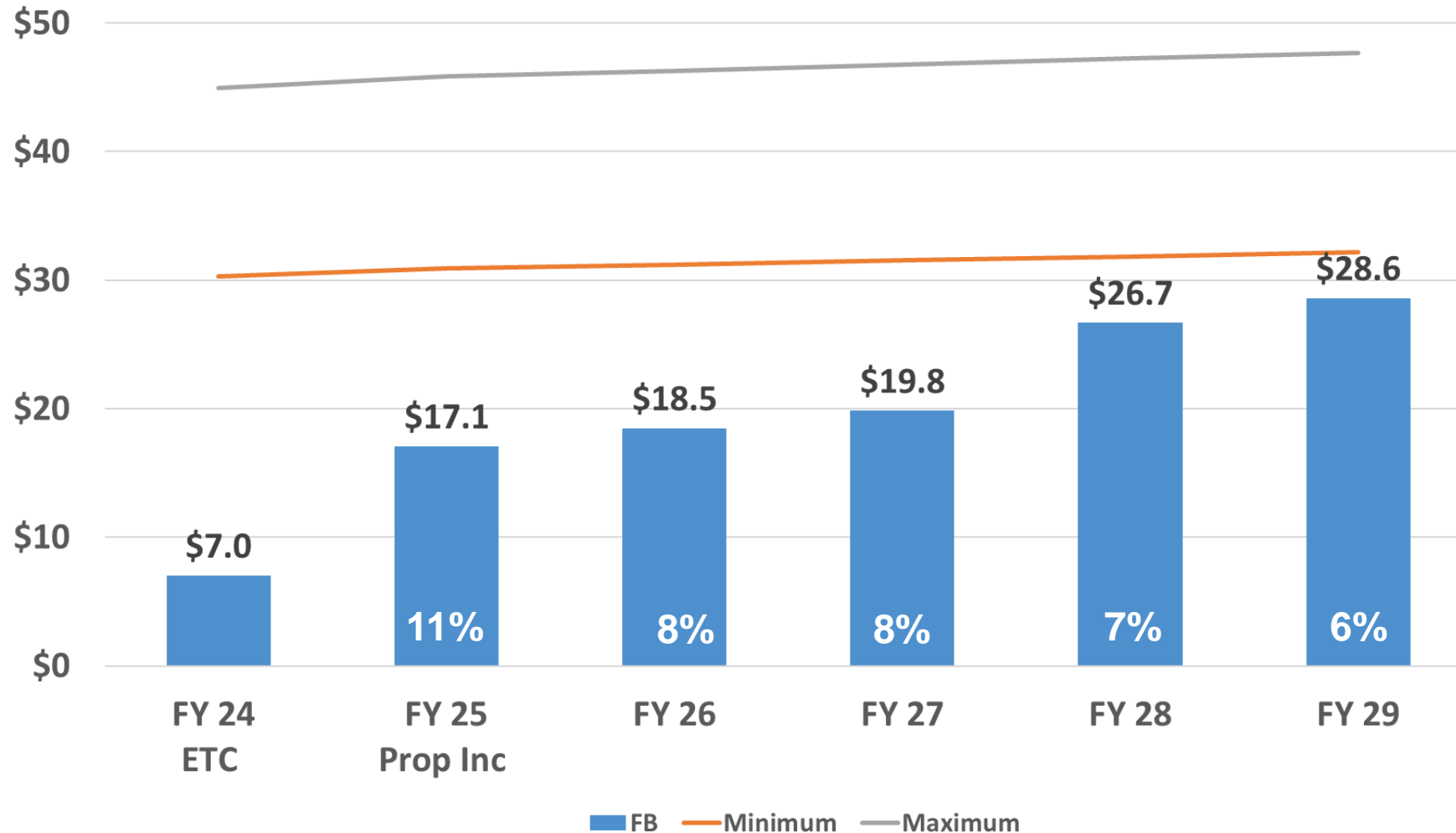


Water Fund

Proposed FY 25 Water Fund Budget (\$000s)

	FY 24 ETC	FY 25 No Inc	FY 25 Prop Inc
Total Expenditures	160,472	179,776	179,776
Total Revenues	160,732	177,921	189,832
Fund Balance Gain/(Loss)	259	(1,856)	10,056

Water Fund Balance Forecast



Average Water Bill - CA City Benchmarking



FY 25 CIP Projects by the Numbers

Water Fund (\$50.0M): a total of 40 proposed projects

- Studies 2
- Design 18
- Construction 20*

* Includes 4 new wells; rehab of 4 existing wells; rehab of 3 existing storage tanks; treatment plant improvements; and around 13,000 linear feet of pipeline improvements.



FY 25 Water Fund CIP (\$50.0M)

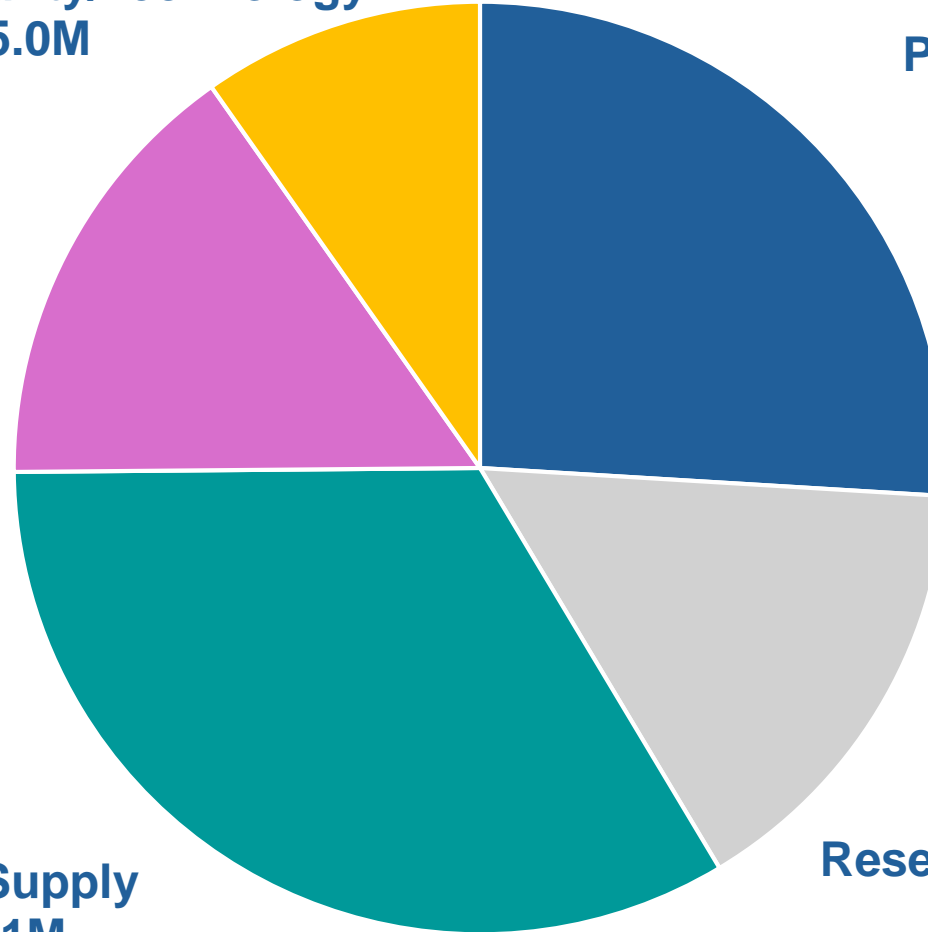
Facilities/Security/Technology
\$5.0M

Pipeline Systems
\$13.0M

Recycled
Water
\$7.9M

Water Supply
\$17.1M


Reservoirs/Treatment
Plant \$7.0M




Water Fund CIP - New Well Construction



Water Fund CIP - New Well Construction



Water Fund CIP - Various Projects

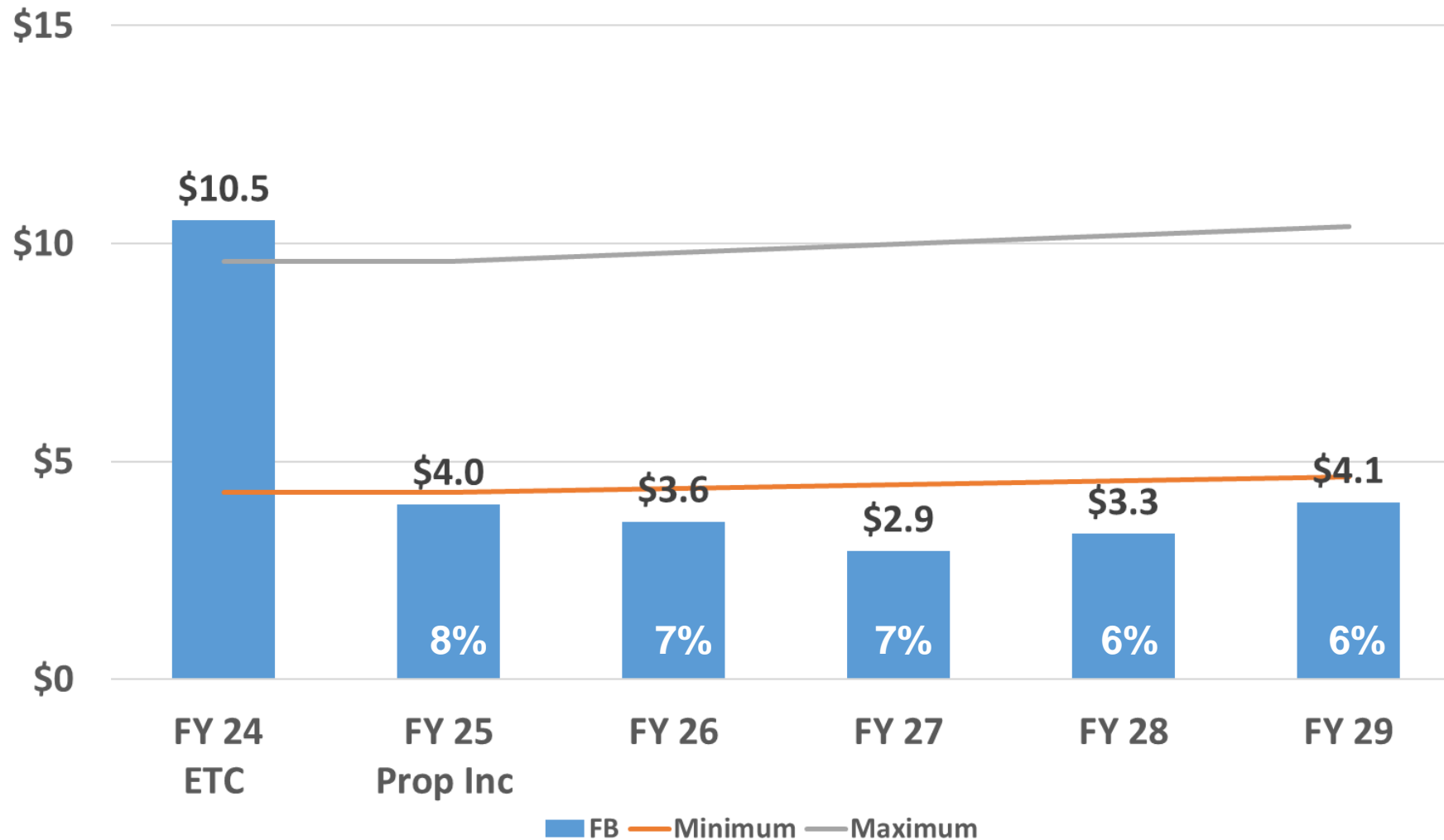


Sewer Fund

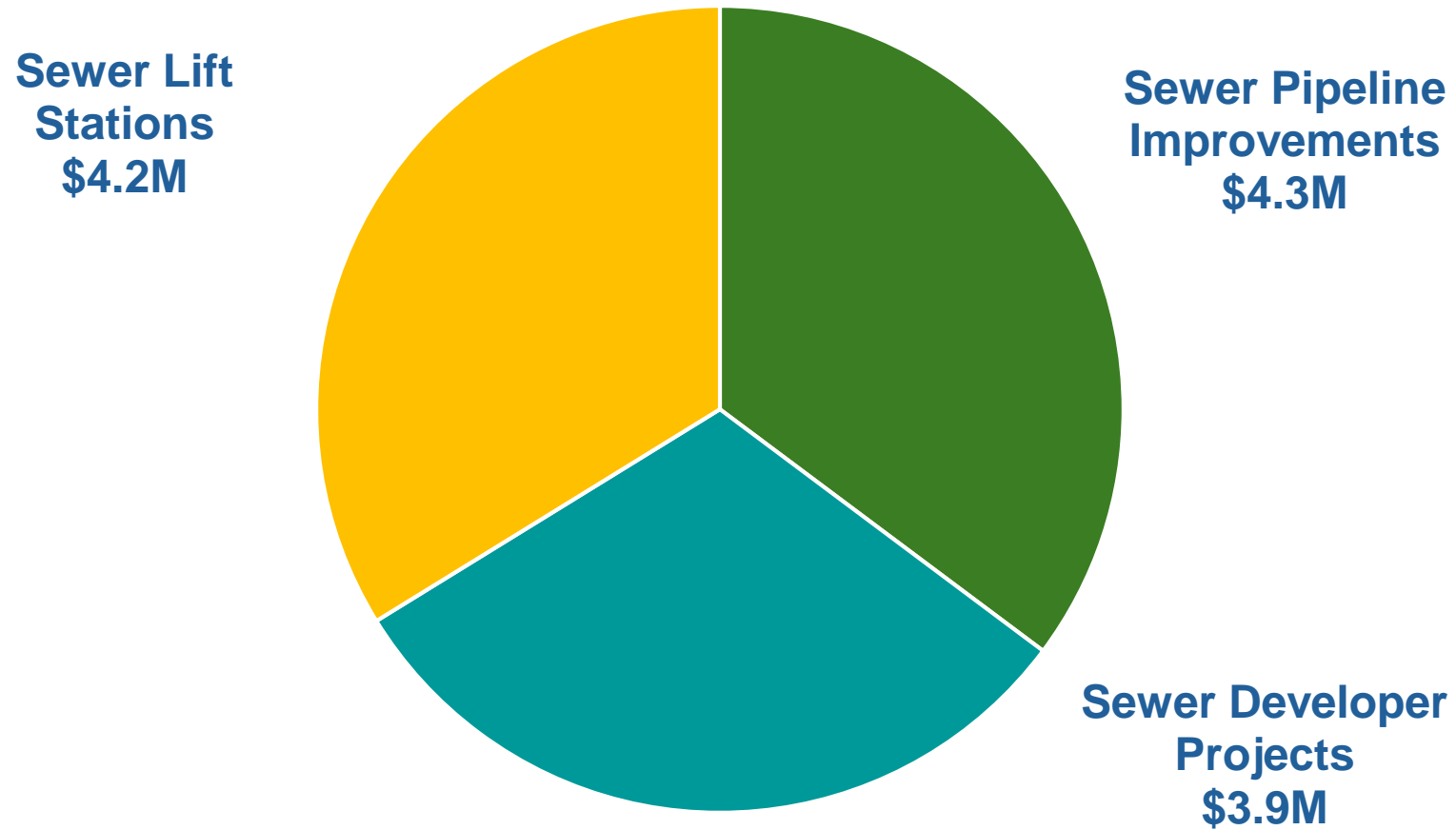
Proposed FY 25 Sewer Fund Budget (\$000s)

	FY 24 ETC	FY 25 No Inc	FY 25 Prop Inc
Total Expenditures	22,359	32,559	32,559
Total Revenues	21,380	24,606	26,050
Fund Balance Gain/(Loss)	(979)	(7,953)	(6,509)

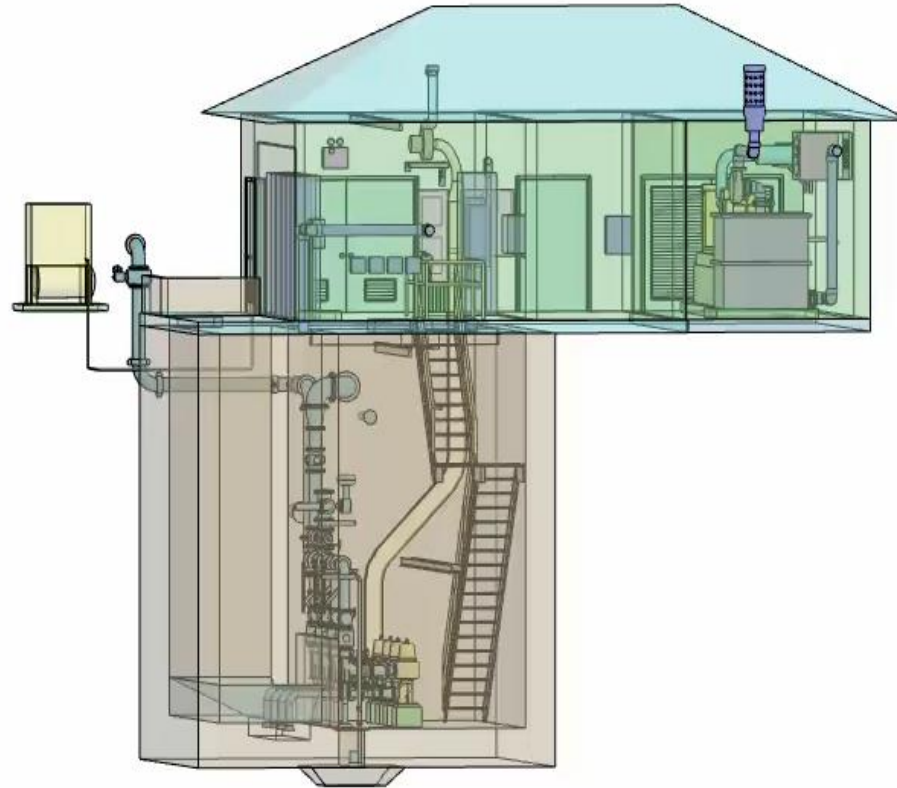
Sewer Fund Balance Forecast



FY 25 Sewer Fund CIP (\$12.4M)



Sewer Fund CIP - Sewer Lift Stations



FY 25 Budget Workshops

May 2 – Review FY 25 Water, Gas, and Sewer Fund Proposed Budgets, Projections, and Reserves

May 16 – Review FY 25 Water, Gas, and Sewer Fund Proposed Budgets, Projections, Reserves, and Rates

June 6 – Continue Review of FY 25 Proposed Budgets, Projections, Reserves, and Rates

Board Adoption FY 25 Budget and Rates

FY 25 Budget Workshop #2

May 16, 2024