



Homeless Services Bureau Staff Update

Homeless Services Advisory Committee Meeting – August 7, 2024

CITY OF
LONG BEACH



A nighttime photograph of a city skyline reflected in a body of water. The skyline includes several tall buildings, some with lights on, and palm trees. The water in the foreground is dark, and the reflections of the city lights are visible. A semi-transparent white rectangular box is overlaid on the left side of the image, containing the text.

Grants Pass V. Johnson Update



Grants Pass V. Johnson

- Grants Pass v. Johnson is an appeal to the Supreme Court of the United States of the ruling issued by the 9th District Court of the United States in the case of Johnson v. Grants (2022) pass which built from the Martin v. Boise (2018) ruling.
- The case was heard on April 22, 2024 and the decision was issued on June 28, 2024.
- The matter within Grants Pass V. Johnson was whether it is considered cruel and unusual punishment, under the 8th Amendment of the US Constitution, to not allow homeless people to sleep within public space.
- The argument in the case was based on two previous rulings Robinson v. California and Powell v. Texas which established a prohibition of criminalization of a status.



Grants Pass V. Johnson Cont.

- The oral arguments at the Supreme Court also included conversations regarding time, place and manner and how and whether those should be considered within the ruling.
- The decision released was 6-3 in favor of the appeal made by Grants Pass. The majority opinion was that the Grants Pass public sleeping ordinance does not violate the 8th amendment as interpreted as it applying to penalties after a criminal conviction and not prior as well as that homelessness is not a protected class as the Grants Pass ordinance applies to all people not just those experiencing homelessness.
- This ruling means that jurisdictions can chose to adopt ordinances that ban or restrict sleeping in public spaces. It does not mean that jurisdictions must or should do so

A nighttime photograph of a city skyline reflected in a body of water. The skyline includes several tall buildings, some with lights on, and palm trees. The water is dark, and the reflections are clear. A semi-transparent white box is overlaid on the left side of the image, containing the text "Quarterly Operations Data".

Quarterly Operations Data



Roadmap

- Services by month
- Inflow and Outflow
 - Enrollments
 - Coordinated Entry statistics
 - Occupancy



Services

- Since last we spoke...
 - Continued progress in capturing different services
 - Ex: Attendance logs for showers
 - Mental health service capture
 - Grouped categories
 - No more “no category”
 - Work in progress
 - Food at MSC
 - Financial / Employment referrals
- Service trends going up



Multi Service Center

Service Category	April	May	June	March Comparison
Case Management	874	1058	1189	228
Financial / Employment	14	12	13	8
Food	203	4	3	
Health Care	2	2	2	
Housing	612	0	0	
Legal Services	76	76	80	25
Mental Health	38	38	31	
Other	3818	5049	5144	179
Transportation	18	19	21	4
Monthly Subtotals	4445	6260	6485	444



Mobile Access Center

Service Category	April	May	June	March Comparison
Case Management	213	292	350	74
Financial / Employment	1	2	3	
Food	62	97	122	26
Health Care	5	5	5	2
Legal Services	69	102	125	54
Mental Health	1	1	1	1
Other	23	28	27	10
Transportation	15	21	23	10
Monthly Subtotals	389	548	656	178



Outreach

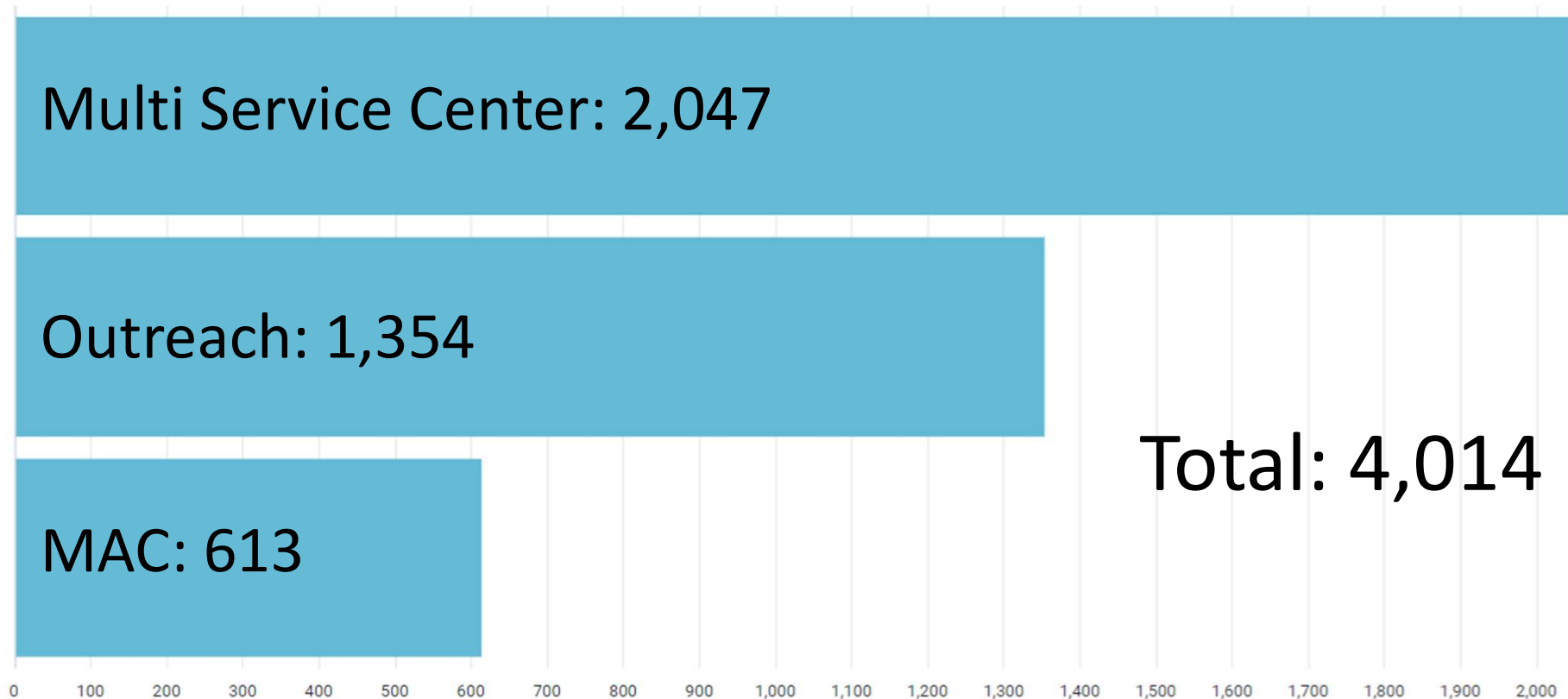
Service Category	April	May	June	March Comparison
Case Management	2157	2346	2556	796
Financial / Employment	43	57	59	11
Food	703	717	735	119
Health Care	80	82	87	17
Legal Services	673	698	742	107
Mental Health	100	106	103	25
Other	466	464	459	78
Transportation	373	389	401	60
Monthly Subtotals	4599	4863	5146	954



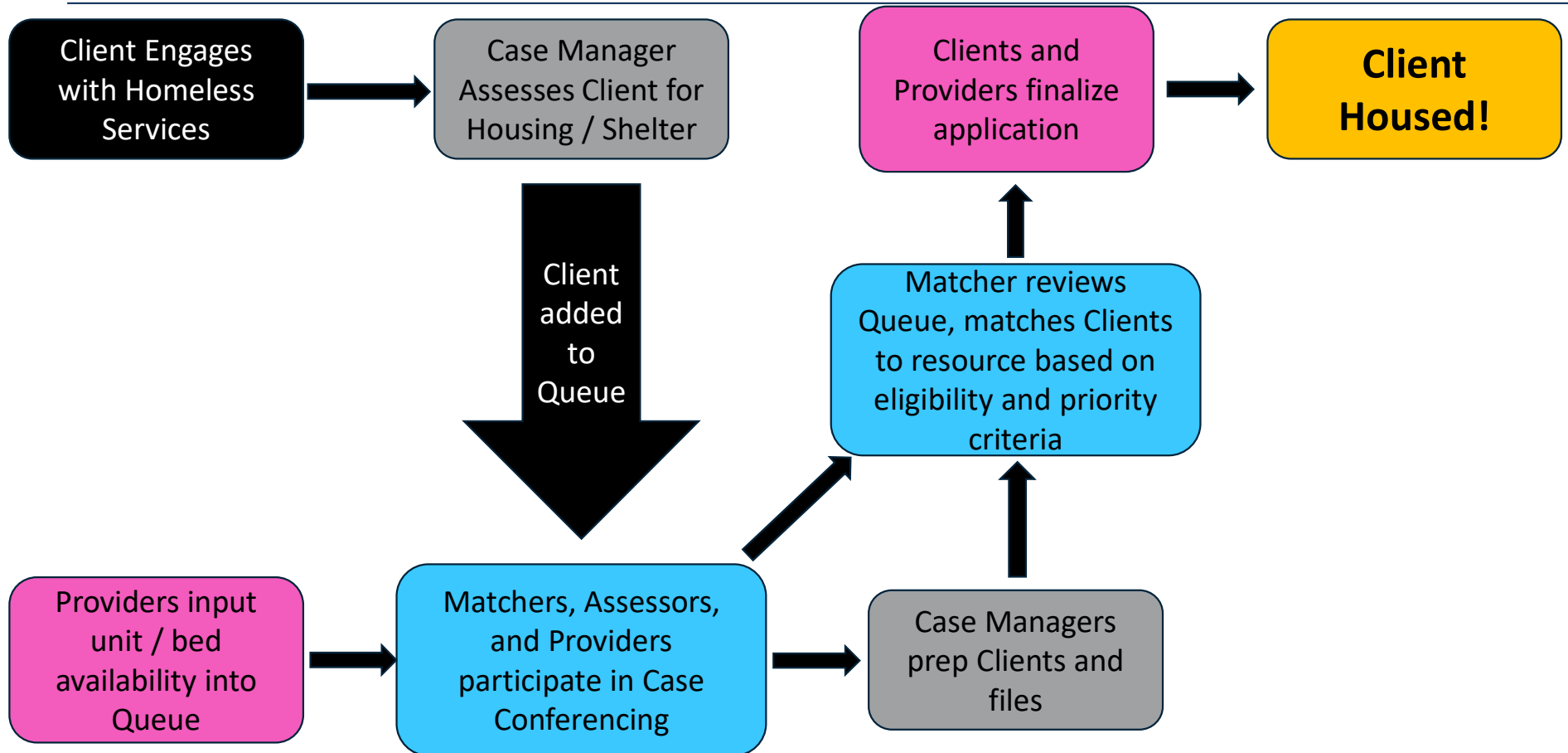
Inflow & Outflow

- What we want to know:
 - How much is coming in
 - How much is going out and where
- How we're showing it:
 - Enrollments
 - Connections to Community Queue (CQ)
 - Connections from CQ to shelter & housing resources

Enrollments



Community Queue





Community Queue Statistics: April – June

Permanent Housing

Clients Referred to a
Community Queue Within
the Analysis Period

579

Clients on a Community
Queue Within the Analysis
Period

893

Clients Referred to a
Program from a Community
Queue Within the Analysis
Period

91

Clients Removed from a
Community Queue Within
the Analysis Period

36

Shelter

Clients Referred to a
Community Queue Within
the Analysis Period

1,013

Clients on a Community
Queue Within the Analysis
Period

1,109

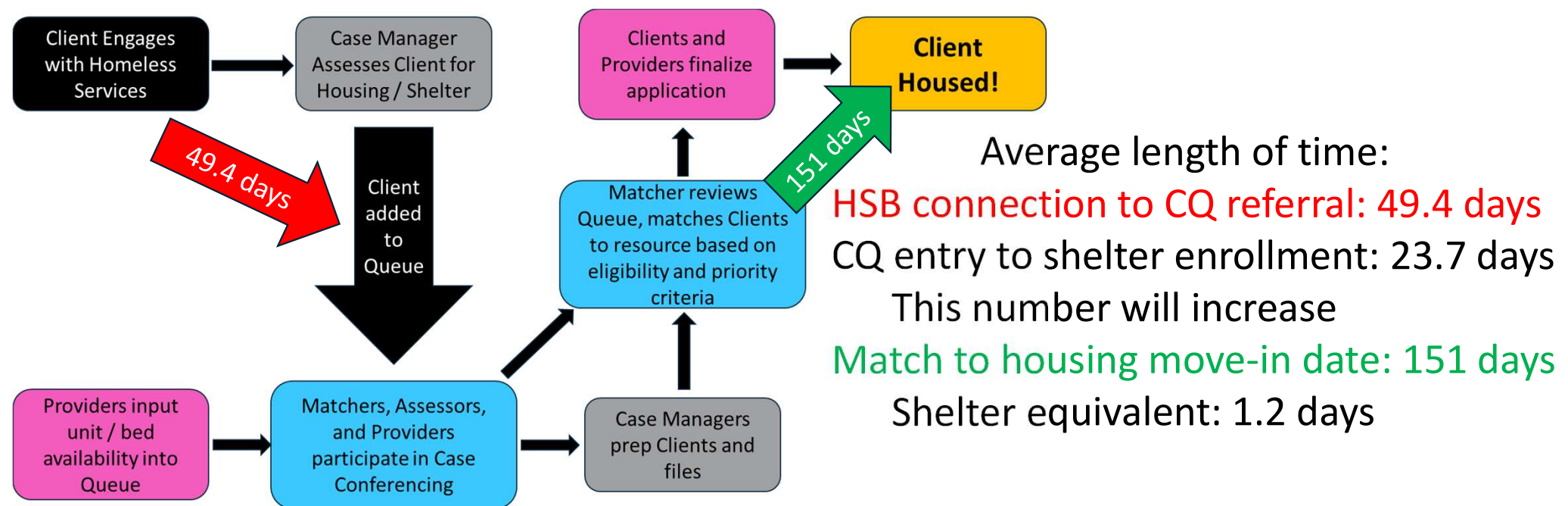
Clients Referred to a
Program from a Community
Queue Within the Analysis
Period

239

Clients Removed from a
Community Queue Within
the Analysis Period

85

Community Queue Statistics – April – June



A nighttime photograph of a city skyline reflected in a body of water. The skyline includes several tall buildings, some with lights on, and palm trees. The water is dark, and the reflections are clear. A semi-transparent white box is overlaid on the left side of the image, containing the text "Operations Update".

Operations Update



Staffing Updates

- Joel Reynoza has been promoted to Field Based Services Officer
- Kristian Castro and Savana Doudar – Have started as Community Program Specialists in the Office of Homelessness Strategy and Partnerships
- Lupita Huaracha – Community Program Specialist IV (Rapid Rehousing Specialist) started on 7/29
- Lucy Dale has been promoted and is now a public health nurse in Community Health
- In interview and background phases – CPS IV (project manager), Library Mental Health Coordinator, REACH Mental Health Clinician, Outreach Coordinator



Operations Updates

- HSB submitted 3 grant application in the month of June including a CalAIM proposals to LA Care and Health Net and an application to the State of California for Encampment Resolution Fund (ERF) round 3.
- The City has applied to the Managed Care Providers (MCP) to provide community supports under the CalAIM program which would include, security deposits and housing search and stabilization. If awarded, the Homeless Services Bureau will be starting by developing a team of 7 staff focused on providing CalAIM services.
- The ERF round 3 project proposal is focused on the Los Angeles Riverbed and if awarded would fund additional engagement, non-congregate shelter and rapid rehousing resources.



Operations Updates Continued

- The California Congress added \$1 billion in a Round 6 of Homeless Housing Assistance and Prevention (HHAP) funding into the California fiscal year 25 budget.
- The 2024 HUD Notices of Funding Opportunity (NOFO) has been released and closes at the end of October. There is \$3.5B available across the country. This is the first time that HUD is allowing for cost of living adjustments on supportive service line items.
- The Vagabond Inn site is now at full occupancy of the rooms at the site. As part of the ERF round 2 project referrals are beginning for rapid rehousing supports associated with the program.
- MSC will be hosting the annual overdose awareness day. More information will be made available soon

Operations Updates Continued

- On July 12th the MSC in partnership with Project Street Vet and Kismet Pets launched a pet food pantry.
- The Long Beach Community Care Campus is now operational with recuperative care beds and is underway with refurbishing Community Hospital to bring in a wide range of medically tailored services for people experiencing homelessness.





Operations Updates Continued

- The MSC has been able to partner with Leadership Long Beach and Gensler to create an updated kids corner. This is a project that is being realized through the efforts of many people donating time, work and all of the amazing books, toys and products that will be going in the space.





Thank you

**Paul Duncan,
Homeless Services Bureau Manager
Department of Health and Human Services**