

3. 25-55017 Recommendation to receive and file the Long Beach Transit Employee Bus Pass Program Status for March 2025.

Suggested Action: Approve recommendation.



BSBA Boardings & Riders

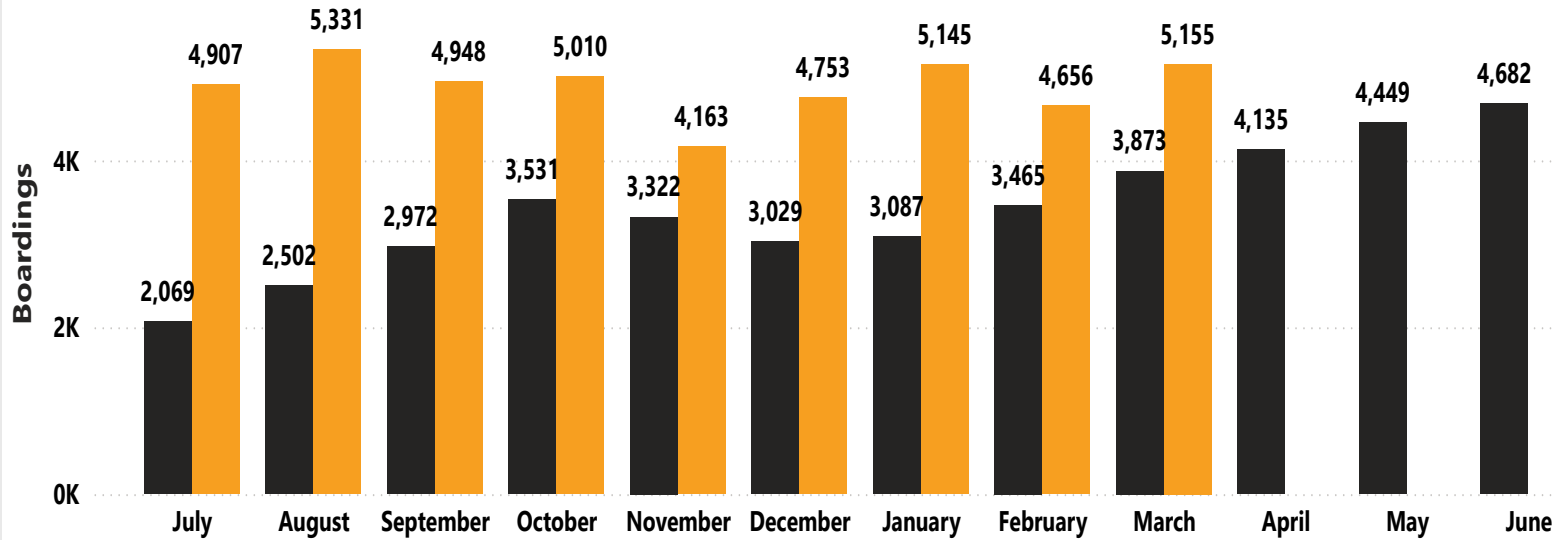
Month



March



Fiscal Year ● 2024 ● 2025



5,155

Boardings

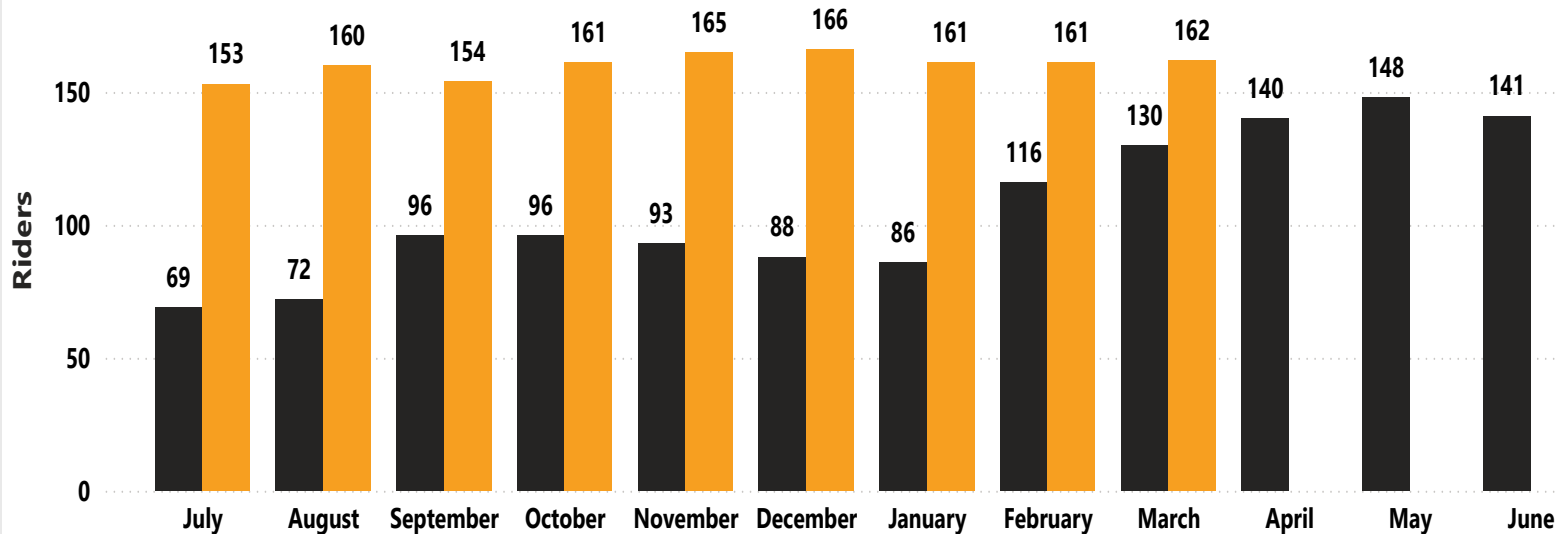
162

Riders

\$3,866.25

Invoice

Fiscal Year ● 2024 ● 2025





Boardings by Business

Employer Name	Boardings
Angelo's Italian Deli	128
Angels Share	5
Bark Bark	29
Belmont Athletic Club	28
Belmont Music Studio	66
Belmont Shore Bus Assoc.	52
Billing's Hardware	138
Breakfast Republic	44
Catalyst Cannibas	5
Discovery Thrift Shop	2
DOGZ Bar & Grill	133
Domenicos	235
European Wax	26
Farmers & Merchants Bank	20
Gallagher Chiropractic	9
George's on 2nd	204
Grill em All	58
Holey Grail Donuts	40
Laser Away	21
Lash Lounge	25
Le Macaron	86
Legends	196
Let's Yolk About It	280
Total	5,155

Employer Name	Boardings
Let's Yolk About It	280
Louies on 2nd	9
Louie's on 2nd	217
Love Stuff	6
Nick the Greek	19
Nicks on 2nd	46
Northern Cafe	86
O My Sole	54
Open Sesame	373
Osaka Story	33
Panama Joes	99
Pet Food Express	45
Proper	77
Quinn's Pub & Grill	147
Rakkan Ramen	130
Rances Chicago Pizza	164
Rite Aid	7
Rubio's	43
Saint & Second	244
Second Street USA	32
Shadow Box Salon	78
Shara	32
Sheldrakes	46
Total	5,155

Employer Name	Boardings
Rakkan Ramen	130
Rances Chicago Pizza	164
Rite Aid	7
Rubio's	43
Saint & Second	244
Second Street USA	32
Shadow Box Salon	78
Shara	32
Sheldrakes	46
Subway	15
Sunglass Hut	222
Super Mex	509
Sushi Nikkei	162
Sweetfin	47
Taco Shore	87
The Belmont	2
The Game Chest	7
Tilly's	129
ULISES MARTINEZ	2
UPS Store	45
Vans	65
Wafd	20
Yogurt Land	26
Total	5,155

Month

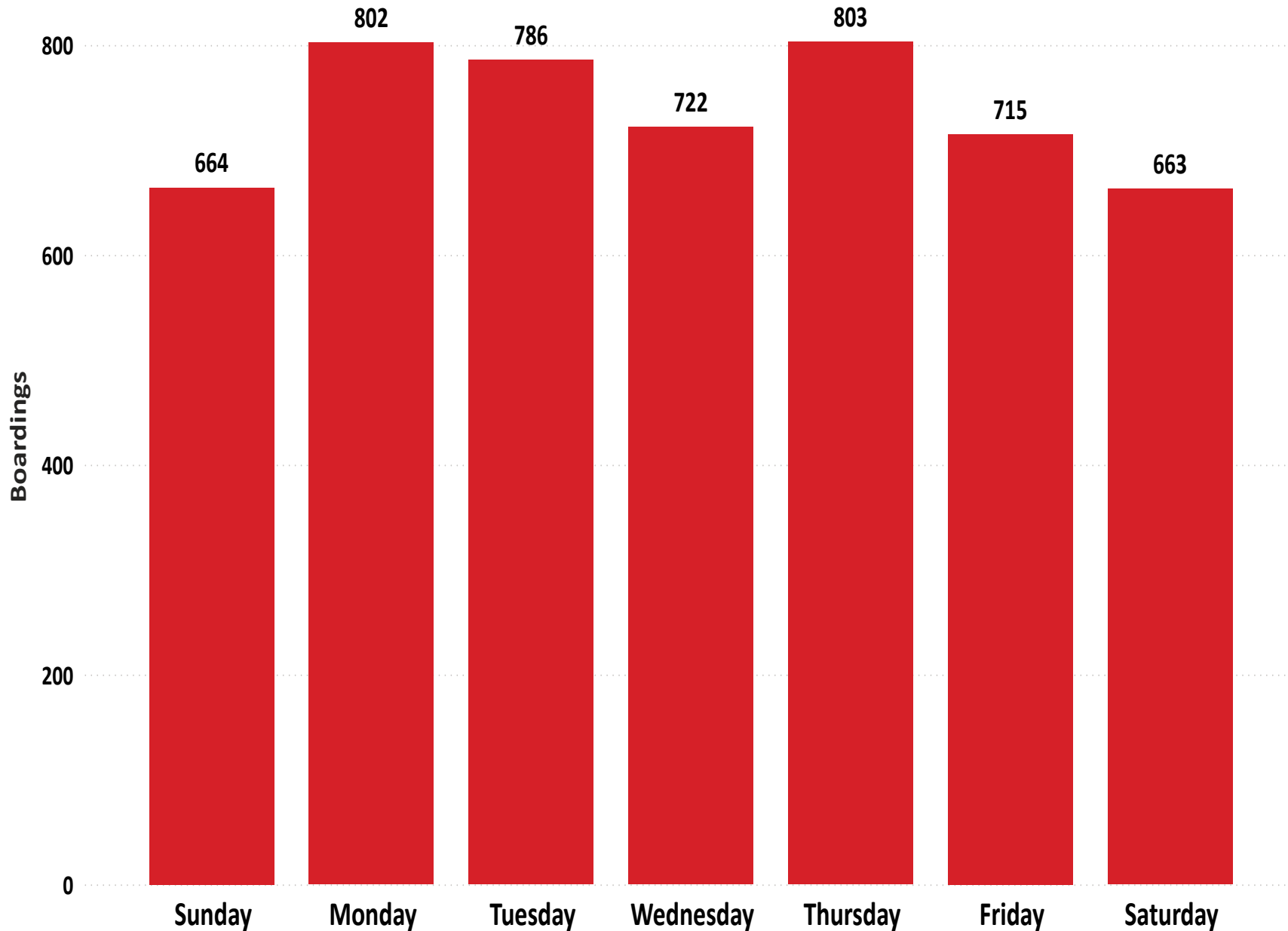
- ☐ July
- ☐ August
- ☐ September
- ☐ October
- ☐ November
- ☐ December
- ☐ January
- ☐ February
- ☒ March
- ☐ April
- ☐ May
- ☐ June





BSBA Boardings by Day

Month





Top 10 Businesses by Boardings

Employer Name	Boardings
Super Mex	509
Open Sesame	373
Let's Yolk About It	280
Saint & Second	244
Domenicos	235
Sunglass Hut	222
Louie's on 2nd	217
George's on 2nd	204
Legends	196
Rances Chicago Pizza	164
Total	2,644

Month



- ☐ July
- ☐ August
- ☐ September
- ☐ October
- ☐ November
- ☐ December
- ☐ January
- ☐ February
- ☒ March
- ☐ April
- ☐ May
- ☐ June





Quick Summary

Year	Boardings	Invoice	Riders	Rides/Card
<input type="checkbox"/> 2022	6,070	\$4,552.50	64	94.84
<input type="checkbox"/> 2023	28,679	\$21,509.25	146	196.43
<input type="checkbox"/> 2024	52,803	\$39,602.25	292	180.83
<input type="checkbox"/> 2025	14,956	\$11,217.00	188	79.55
January	5,145	\$3,858.75	161	31.96
February	4,656	\$3,492.00	161	28.92
March	5,155	\$3,866.25	162	31.82
Total	102,508	\$76,881.00	370	277.05