

3. 25-55275 Recommendation to receive and file the Long Beach Transit Employee Bus Pass Program Status for April 2025.

Suggested Action: Approve recommendation.



BSBA Boardings & Riders

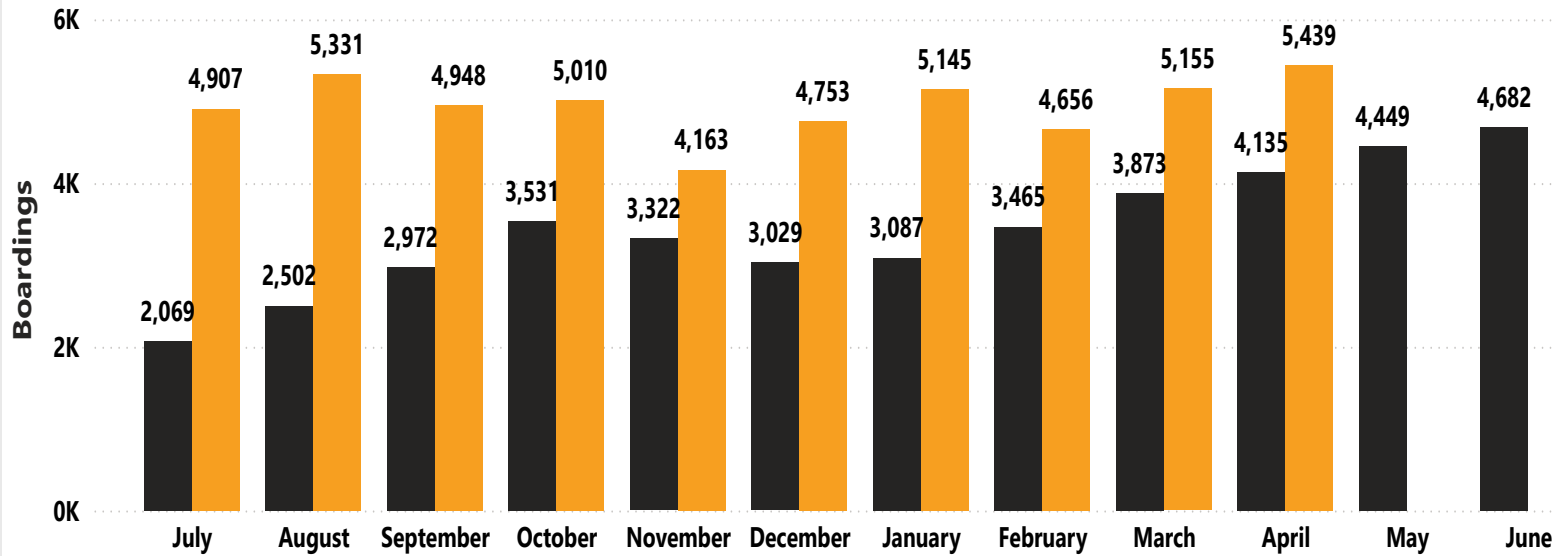
Month



April



Fiscal Year ● 2024 ● 2025



5,439

Boardings

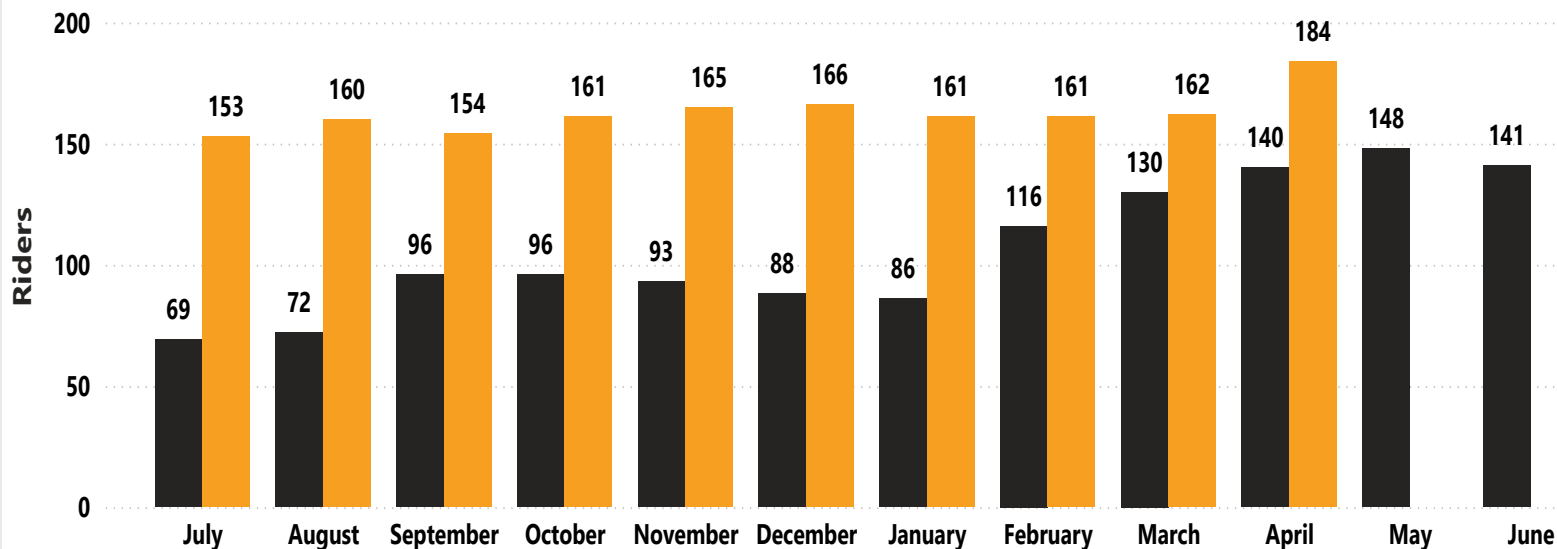
184

Riders

\$4,079.25

Invoice

Fiscal Year ● 2024 ● 2025





Boardings by Business

Employer Name	Boardings
Angelo's Italian Deli	104
Angels Share	9
Bark Bark	7
Belmont Athletic Club	35
Belmont Music Studio	33
Belmont Shore Bus Assoc.	56
Billing's Hardware	78
Breakfast Republic	52
Catalyst Cannibas	12
Discovery Thrift Shop	5
DOGZ Bar & Grill	155
Domenicos	233
European Wax	48
Farmers & Merchants Bank	9
Gallagher Chiropractic	8
George's on 2nd	193
Grill em All	77
Holey Grail Donuts	49
Laser Away	31
Lash Lounge	22
Le Macaron	76
Legends	182
Let's Yolk About It	310
Total	5,439

Employer Name	Boardings
Legends	182
Let's Yolk About It	310
Louies on 2nd	7
Louie's on 2nd	222
Love Stuff	1
Nick the Greek	18
Nicks on 2nd	221
Northern Cafe	90
O My Sole	56
Open Sesame	359
Osaka Story	71
Panama Joes	107
Pet Food Express	46
Proper	90
Quinn's Pub & Grill	127
Rakkan Ramen	136
Rances Chicago Pizza	132
Rite Aid	17
Rubio's	39
Saint & Second	239
Saint and Second	31
Second Street USA	14
Shadow Box Salon	61
Total	5,439

Employer Name	Boardings
Rite Aid	17
Rubio's	39
Saint & Second	239
Saint and Second	31
Second Street USA	14
Shadow Box Salon	61
Shara	22
Sheldrakes	46
Shore Business Center	3
Subway	16
Sunglass Hut	258
Super Mex	512
Sushi AI	2
Sushi Nikkei	196
Sweetfin	51
Taco Shore	99
The Belmont	66
The Game Chest	6
Tilly's	104
UPS Store	30
Vans	97
Wafd	20
Yogurt Land	29
Total	5,439

Month

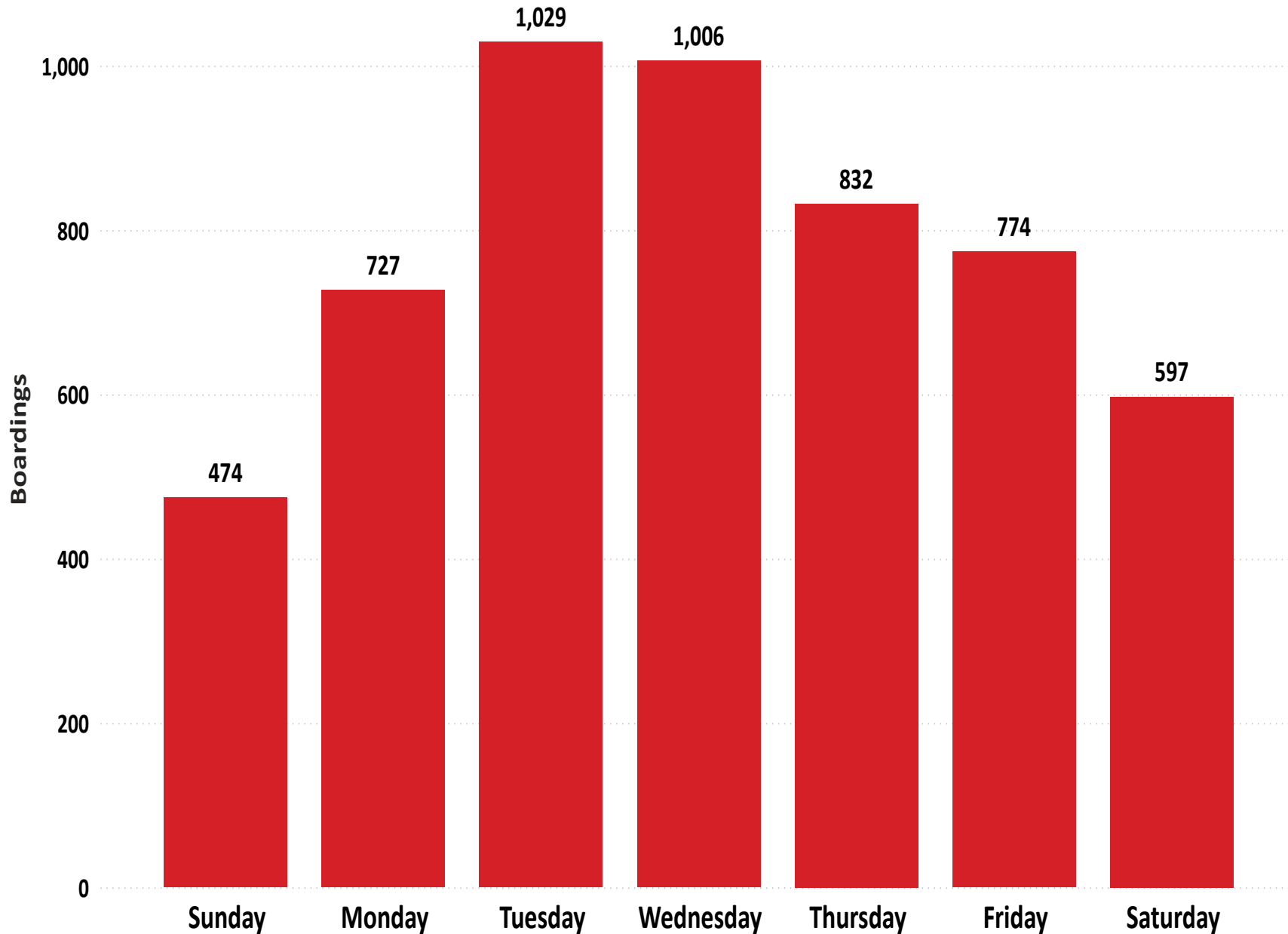
- ☐ July
☐ August
☐ September
☐ October
☐ November
☐ December
☐ January
☐ February
☐ March
☒ April
☐ May
☐ June





BSBA Boardings by Day

Month
April





Top 10 Businesses by Boardings

Employer Name	Boardings
Super Mex	512
Open Sesame	359
Let's Yolk About It	310
Sunglass Hut	258
Saint & Second	239
Domenicos	233
Louie's on 2nd	222
Nicks on 2nd	221
Sushi Nikkei	196
George's on 2nd	193
Total	2,743

Month 

- ☐ July
- ☐ August
- ☐ September
- ☐ October
- ☐ November
- ☐ December
- ☐ January
- ☐ February
- ☐ March
- ☒ April
- ☐ May
- ☐ June





Quick Summary

Year	Boardings	Invoice	Riders	Rides/Card
<input type="checkbox"/> 2022	6,070	\$4,552.50	64	94.84
<input type="checkbox"/> 2023	28,679	\$21,509.25	146	196.43
<input type="checkbox"/> 2024	52,803	\$39,602.25	292	180.83
<input type="checkbox"/> 2025	20,395	\$15,296.25	216	94.42
January	5,145	\$3,858.75	161	31.96
February	4,656	\$3,492.00	161	28.92
March	5,155	\$3,866.25	162	31.82
April	5,439	\$4,079.25	184	29.56
Total	107,947	\$80,960.25	393	274.67