

3. 24-54457 Recommendation to receive and file the Long Beach Transit Employee Bus Pass Program Status for July 2024.

Suggested Action: Approve recommendation.

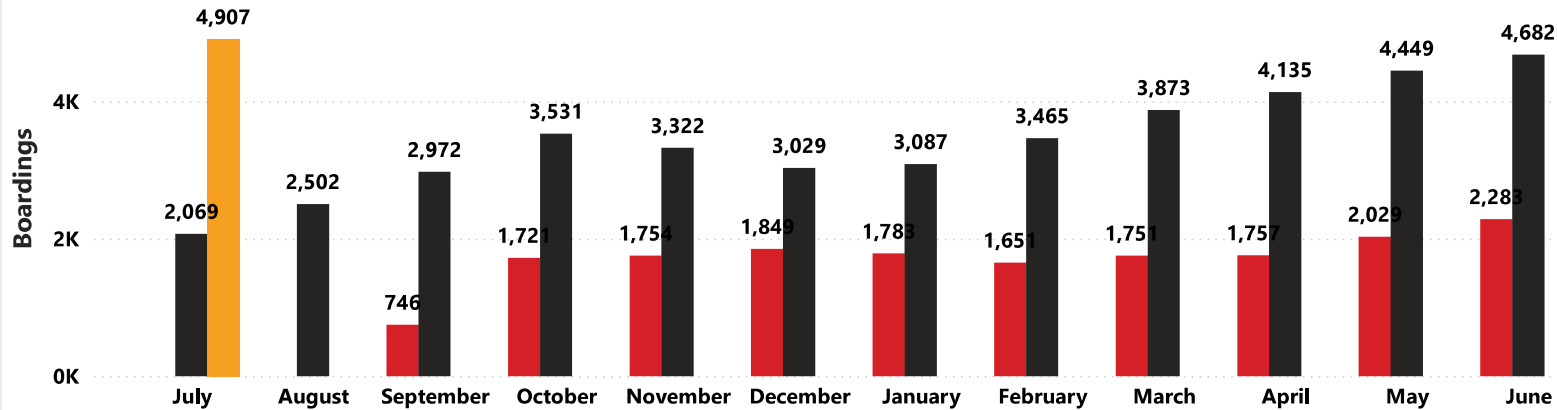


BSBA Boardings & Riders

Month

July

Fiscal Year ● 2023 ● 2024 ● 2025


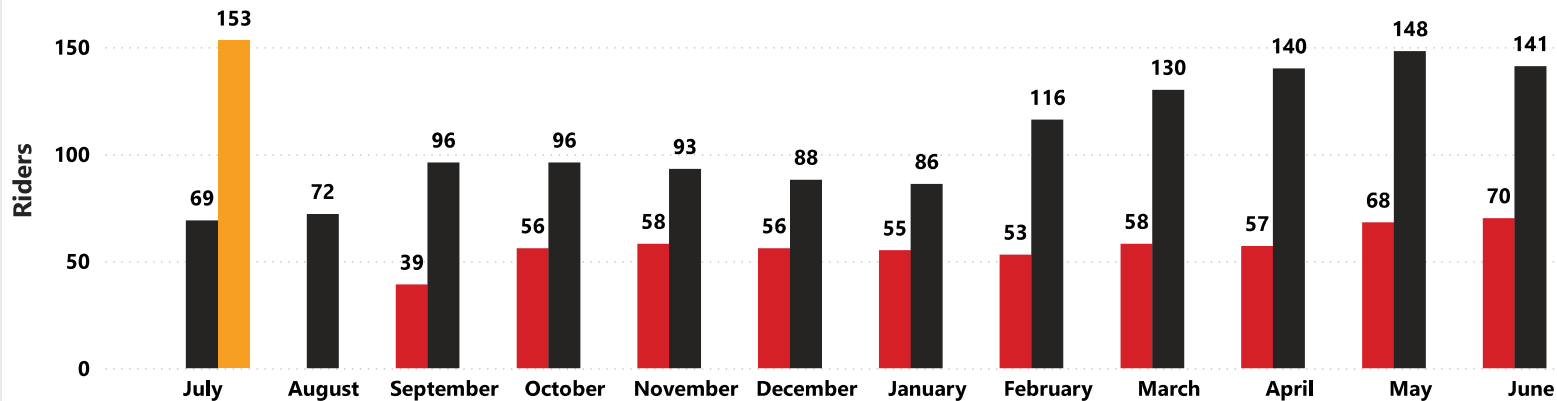


4,907
Boardings

153
Riders

\$3,680.25
Invoice

Fiscal Year ● 2023 ● 2024 ● 2025





Boardings by Business

| Employer Name | Boardings |
|--------------------------|--------------|
| Angelo's Italian Deli | 93 |
| Angels Share | 59 |
| Aroma Di Roma | 113 |
| Belmont Athletic Club | 34 |
| Belmont Music Studio | 46 |
| Belmont Shore Bus Assoc. | 55 |
| Billing's Hardware | 17 |
| Blue Windows | 1 |
| Catalys | 2 |
| Catalyst | 15 |
| Chapter 2 Coffee | 7 |
| Color Me Mine | 6 |
| Daves Hot Chicken | 34 |
| DOGZ | 136 |
| Domenicos | 236 |
| Domenico's | 11 |
| European Wax | 8 |
| Farmers & Merchants Bank | 11 |
| Gallagher Chiropractic | 13 |
| Georges Greek Cafe | 8 |
| Total | 4,907 |

| Employer Name | Boardings |
|----------------------|--------------|
| Georges Greek Cafe | 8 |
| Georges on 2nd | 210 |
| Grill em All | 32 |
| Holey Grail Donuts | 15 |
| Le Macaron | 47 |
| Legends | 126 |
| Let's Yolk About It | 352 |
| Louie's on 2nd | 213 |
| Love Stuff | 25 |
| Moon Mountain Coffee | 3 |
| Nick the Greek | 31 |
| Northern Cafe | 106 |
| O My Sole | 34 |
| Open Sesame | 460 |
| Osaka Story | 66 |
| Proper | 10 |
| Quinns | 18 |
| Quinn's Pub | 114 |
| Rakkan | 53 |
| Rakkan Ramen | 13 |
| Total | 4,907 |

| Employer Name | Boardings |
|----------------------|--------------|
| Rakkan | 53 |
| Rakkan Ramen | 13 |
| Rances | 310 |
| Rances Chicago Pizza | 58 |
| Rubio's | 14 |
| Saint & Second | 281 |
| Shara | 174 |
| Sheldrakes | 50 |
| Subway | 28 |
| Sunglass Hut | 213 |
| Super Mex | 405 |
| Sushi AI | 2 |
| Sushi Nikkei | 234 |
| Sweet Jill's | 21 |
| Taco Shore | 75 |
| The Wine Beach | 2 |
| Tilly's | 61 |
| UPS Store | 31 |
| Vans | 77 |
| Yogurt Land | 38 |
| Total | 4,907 |

Month

☒ July

☐ August

☐ September

☐ October

☐ November

☐ December

☐ January


☐ February

☐ March

☐ April

☐ May


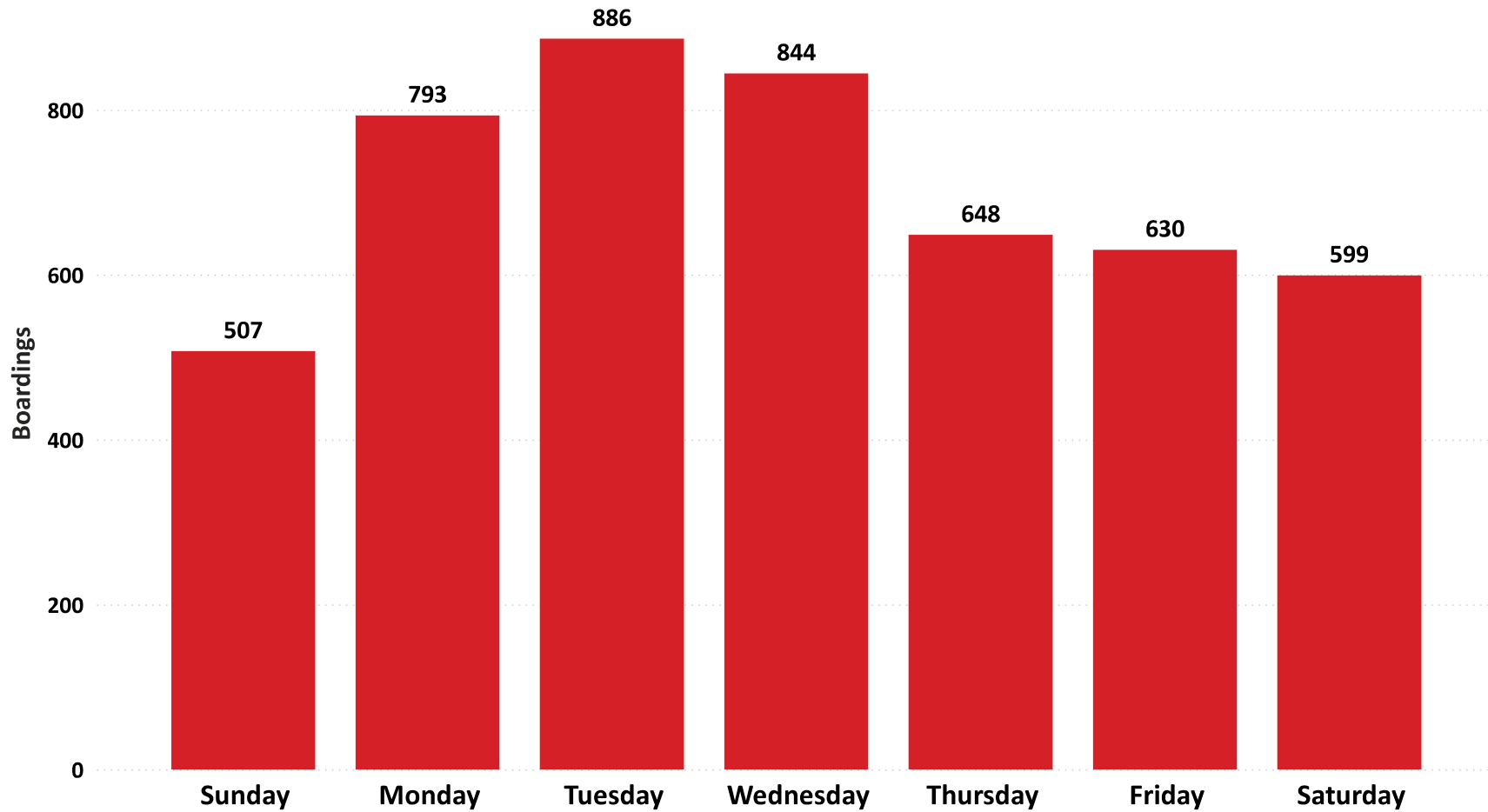
☐ June





BSBA Boardings by Day

Month





Quick Summary

| Year | Boardings | Invoice | Riders | Rides/Card |
|-------------------------------|---------------|--------------------|------------|---------------|
| <input type="checkbox"/> 2022 | 6,070 | \$4,552.50 | 64 | 94.84 |
| <input type="checkbox"/> 2023 | 28,679 | \$21,509.25 | 146 | 196.43 |
| <input type="checkbox"/> 2024 | 28,598 | \$21,448.50 | 221 | 129.40 |
| January | 3,087 | \$2,315.25 | 86 | 35.90 |
| February | 3,465 | \$2,598.75 | 116 | 29.87 |
| March | 3,873 | \$2,904.75 | 130 | 29.79 |
| April | 4,135 | \$3,101.25 | 140 | 29.54 |
| May | 4,449 | \$3,336.75 | 148 | 30.06 |
| June | 4,682 | \$3,511.50 | 141 | 33.21 |
| July | 4,907 | \$3,680.25 | 153 | 32.07 |
| Total | 63,347 | \$47,510.25 | 281 | 225.43 |